

# bluEvolution: 92



*Perfection -  
made in Germany*


 bluEvolution: 92

© A SYSTEM OF SALAMANDER INDUSTRIE /// PRODUKTE · For further information visit [www.sip-windows.com](http://www.sip-windows.com)

# bluEvolution: 92

The bluEvolution 92 profile system unites future-oriented, cutting-edge technology with modern, pragmatic design for the new generation of world-class windows. The optimised 6-chamber profile with a construction depth of 92 mm provides superior thermal insulation and excellent energy efficiency. Combined with a filigree visible width of only 118 mm, solar gains thanks to high light incidence and the environmental sustainability of 100% recyclable PVC, this is one of Salamander's systems of the future.

## Profile system

Technical data		
Construction depth	92 mm	
Visual width	from 118 up to 184 mm for combination of frame and sash	
Sealing concept	three continuous all-round gasket levels gaskets fitted in the factory	
Chamber design	6 chambers in frame and sash, or according to static requirements	
Application areas	Side and bottom hung windows, tilt- and turn windows, secondary entrance doors or tilt- and slide doors, entrance doors	
Heat transition coefficient	up to $U_f = 0,94 \text{ W}/(\text{m}^2\text{K})$ ; $U_w = 0,71 \text{ W}/(\text{m}^2\text{K})^*$ *reference size according to DIN EN 14351-1: 1,23 m x 1,48 m	
Glazing	All standard insulating glass panes for thermal and sound insulation and burglary resistance	
Filling thickness	up to 60 mm	
Material	Pure quality PVC	
	<p>Advantage of PVC:</p> <p>For the sake of the environment recycled PVC can be introduced into the profiles as secondary raw material, which guarantees a closed recycling circle while maintaining the same high quality</p>	
Colour	<p>White solid-coloured, homogeneous in mass with long-life surface protection</p> <p>Basic body colour alternative in off-white brown, caramel</p> <p>Over 40 standard decors</p> <p>Special decor films on request</p> <p>Aluminium cover profiles in more than 500 colours available</p>	
Maximum element sizes	in white	in decor
with standard sash	max. width 1400 mm max. height 2300 mm	max. width 1400 mm max. height 2200 mm
with french window sash	max. width 1500 mm max. height 2400 mm	max. width 1500 mm max. height 2300 mm
as entrance door	max. width 1200 mm max. height 2400 mm	max. width 1200 mm max. height 2400 mm

## Properties



Heat transition coefficient  
DIN EN 12412-2 / 10077-2  
up to  $U_f = 0,94 \text{ W/(m}^2\text{K)}$



Air permeability  
DIN EN 12207  
up to class: 4



Resistance to pelting rain  
DIN EN 12208  
up to class: 9A



Wind resistance under wind load  
DIN EN 12210  
up to class: C5/B5



Operating forces  
DIN EN 13115 / 12247  
class: 1



Mechanical load  
DIN EN 13115  
class: 4

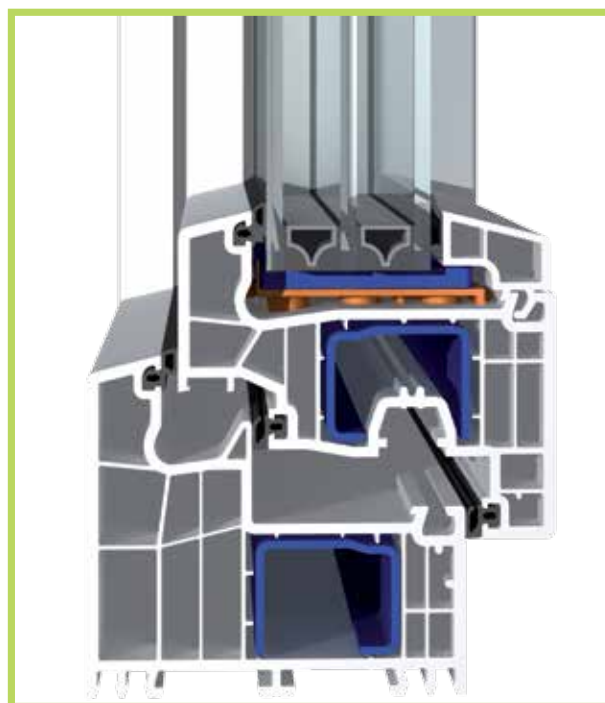
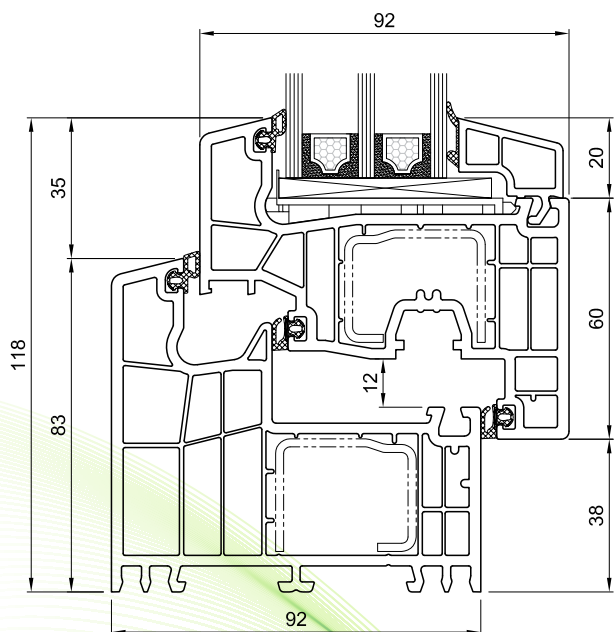


Burglary protection  
DIN EN 1627 - 1630  
RC 2



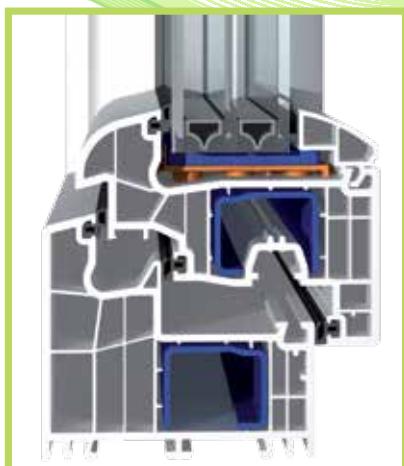
Sound insulation  
DIN EN ISO 717-1  
up to 47 dB

## System construction

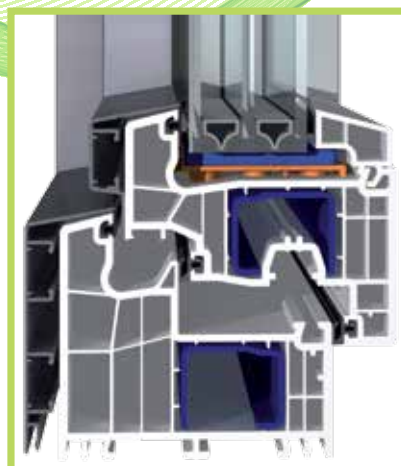



recessed

round



with aluminium cover profile





\* Subject to alterations

# SALAMANDER<sup>®</sup>

WINDOW & DOOR SYSTEMS

Salamander Industrie-Produkte GmbH  
Jakob-Sigle-Straße 58  
D-86842 Türkheim/Unterallgäu  
Tel: +49 8245 - 52-0  
Fax: +49 8245 - 52-359  
E-Mail: info@sip.de



[www.sip-windows.com](http://www.sip-windows.com)