

evolutionDrive

Plus+

Sliding doors and windows reinvented



Sliding elements: space-saving, room-opening solutions which create additional living space

Modern architecture has embraced large-sized sliding doors and windows:

- Sliding elements result in spacious and bright rooms.
- The large glass surfaces serve to enhance the ambience in living spaces.
- Even in small homes they offer a space-saving connection to the outside and create valuable additional living space.
- Salamander sliding elements boast optimal tightness whatever the weather.
- The right elements can also reduce the risk of burglary by 80 %.
- And even in urban regions, noise pollution can be reduced by up to 75 % with the right elements.

The site, building and residents are all unique. Therefore, there is no such thing as a perfect standard solution to suit all demands. Taking the price alone is not enough to make a sound decision. Doors and windows must be configured to the specific requirements in order to become "myWindows".



The Salamander C3 principle: The route to the optimum configuration

You can use our specially developed procedure to find the sliding element that meets your standards. These three dimensions essentially determine whether your choice matches the building and external influences:

Climate



Climate conditions and local factors

Temperature curve and difference, rainfall, hours of sunshine, snowfall, wind loads, burglary rates, air pollution, noise pollution, meters above sea level.

Case



Building properties

Year in which the building was constructed, living space, storeys, element frame material, glazing, alignment of the building as per GPS coordinates, number of sliding elements per façade, element types, number of cross bars, sliding element dimensions, analysis of light situation: Comparison of the current and desired light situation.

Client



Customer demands

Strategies to optimize light and energy input, historical authenticity, regional style, individual selection of the design and materiality, ecological factors such as insulation and recycling as well as costs.

Climate

When it comes to energy efficiency, evolutionDrive Plus⁺, with its fully closed sealing system in the frame and a heat transfer coefficient of up to U_w 0.71 W/(m²K), is an extremely

tight sliding system tailored for living situations where high light input is required.

Case

Building style:

Given the slim profile geometry and the low construction depth, evolutionDrive Plus⁺ is ideally suited for renovation projects. In new buildings, too, evolutionDrive Plus⁺ is the perfect solution for extremely tight sliding elements.

evolutionDrive Plus⁺ is the space-saving sliding solution for small rooms, e.g. it is particularly suitable for sliding windows above work surfaces in

kitchens. Compared to classic lift & slide doors, it convinces with a lighter element weight. In addition, evolutionDrive Plus⁺ offers better sealing characteristics than conventional sliding window solutions in terms of wind and driving rain.

Structural analysis:

With maximum sizes of 4,000 mm x 2,600 mm, evolutionDrive Plus⁺ embraces the current trend for large-sized sliding door elements.

Light:

evolutionDrive Plus⁺ is the sliding system with the highest possible proportion of glass from Salamander.

Alignment:

The higher light input combined with top thermal insulation values has a positive effect on the energy balance.

Client

Sound insulation:

Sound protection of up to 44 dB can be achieved with glazing thicknesses of up to 48 mm.

Burglar protection:

With evolutionDrive Plus⁺ burglar protection of up to RC2* can be achieved using standard measures. *(in testing)

Surfaces:

Salamander White, Brüggmann White base material alternatively anthracite and brown, more than 40 standard film decors as well as customised aluminium covers.

evolutionDrive Plus⁺ ease of operation and panoramic view in harmony



Large-surface sliding doors for patios and balconies

- Ideal solution for applications where conventional lift and slide doors cannot be installed due to weight restrictions
- For patio or balcony doors
- Functional and design element inspired by modern architecture



Space-saving and convenient sliding

- For windows and doors where sliding is preferred for space reasons
- Ideal for kitchen windows or large French windows where the sashes are pushed to the side
- Easier room ventilation, e.g., when used in the kitchen or bathroom
- No risk of injury from window sashes projecting into the room, e.g., children's rooms



Modern space wonder

- A space-saving wonder:
 - Minimal space requirements – the solution for small rooms
 - Additional living space is created with sliding solutions
 - The door sash does not have to be swivelled open
- Highly effective sealing system for exposed areas such as high-rise buildings
- The solution for installation situations where conventional sliding elements cannot be used optimally due to tightness and efficiency



The most important values at a glance

Closed gasket in the frame:

- First-class thermal insulation values, high energy input
- Optimal protection against wind and pelting rain
- Reliable sound protection

Appealing look:



- Maximum incidence of light thanks to the slender profile view
- Classic profile design
- Fully concealed fitting

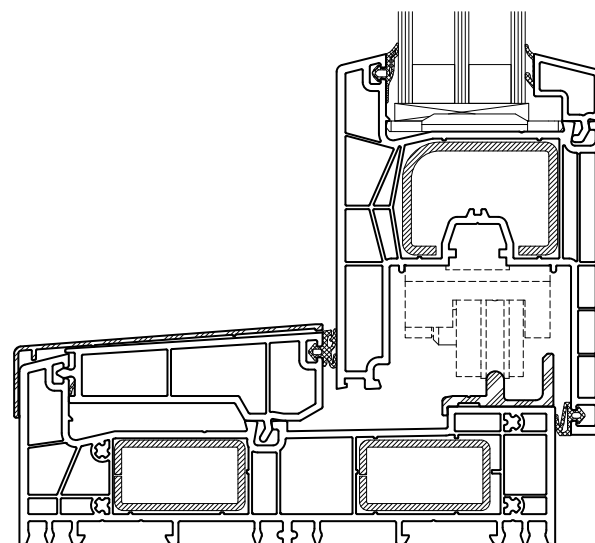
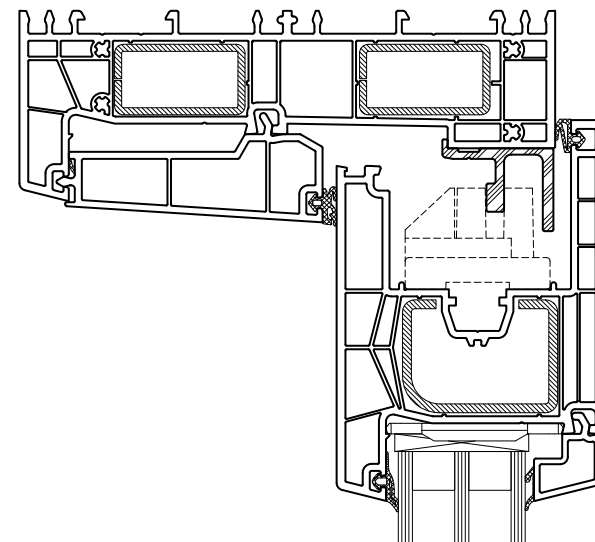
Maximum comfort:

- Low-maintenance fitting concept
- Sliding doors and windows redefined: Convenient sliding with minimal effort
- Virtually silent running of the sash
- Maximum safety thanks to RC2* burglary protection

Thermal insulation	U_w up to 0.71 W/(m ² K)
Sound proof	44 dB
Burglary resistance	up to RC2*
Construction depth	152 mm
Sash view height	95 mm
Frame view height	54 mm

Maximum sizes (with standard sash)	Standard sash: Width up to max. 4.000 mm Height up to max. 2.600 mm Maximum 9 m ²
---	---

Types of opening	 Pattern A  Pattern C
-------------------------	--



The heat transfer coefficient U:
The lower the U-Value, the less the heat loss in winter and the permeability of heat in summer. U_f (frame) refers to the insulation value of the frame-sash combination while U_w (window) refers to the overall structure including the glazing.

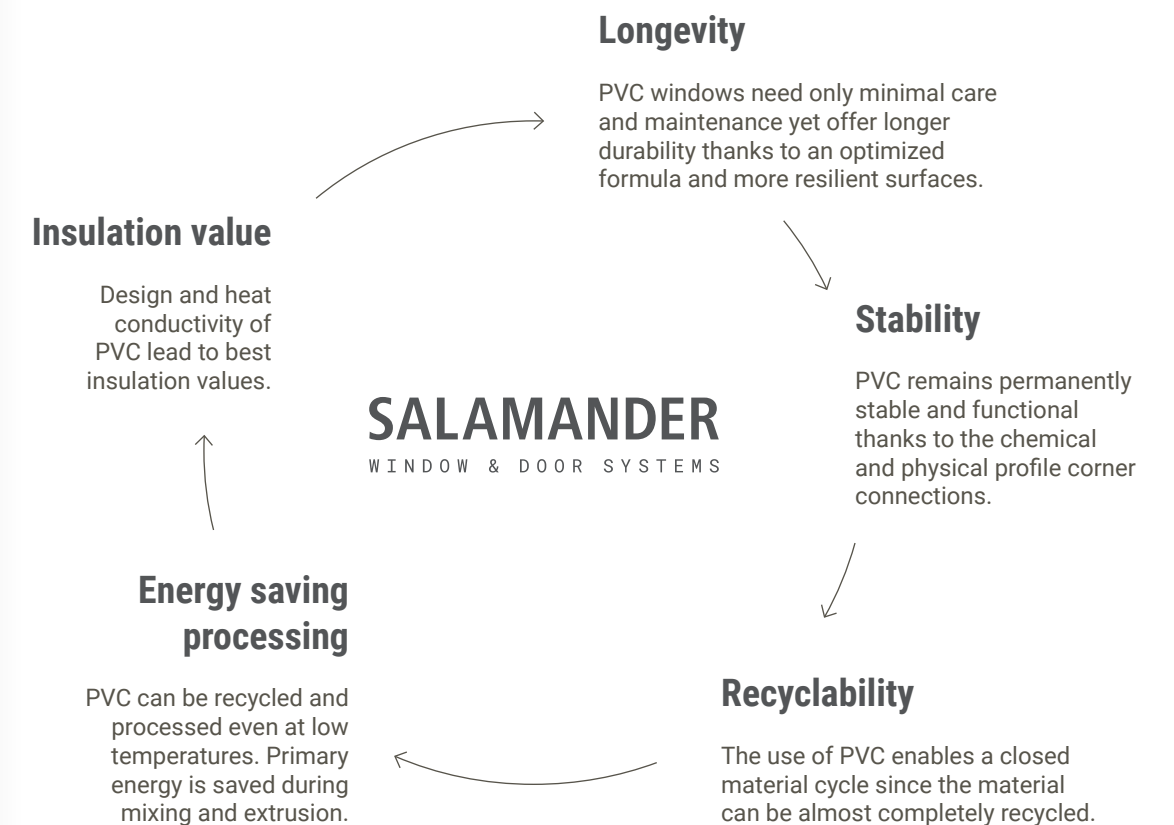
Subject to changes, errors, printing and type setting mistakes.

*(in testing)

The ideal, most sustainable material – PVC


We specialise in the production of sliding element profiles using the sustainable and long-lasting material PVC and combine this with our innovative surfaces. This enables us to create customised solutions which not only suit the style of the building, but also bring it to life – on the outside and inside.

Our production facilities are powered by an ever increasing percentage of green electricity from renewable sources and our own water power plant.



SALAMANDER

WINDOW & DOOR SYSTEMS



We have the perfect doors and window to suit your needs –

thanks to our decades of experience in profile development and PVC extrusion. Long-lasting, customisable and sustainable from the word go: We are continuously developing our systems to offer you the perfect window for the future today.

Salamander Industrie-Produkte GmbH

Jakob-Sigle-Straße 58
86842 Türkheim
Germany

salamander-windows.com



2021-07

